



AIIQ

AI Powered International Equity ETF

The AI Powered International Equity ETF is the first active international ETF to utilize Artificial Intelligence (AI) to select a portfolio of stocks. The fund is designed to provide diversified international equity exposure by targeting 80 to 250 companies with the greatest potential for market appreciation over the next twelve months.

- The first active international ETF to utilize Artificial Intelligence (AI) to create a global stock portfolio
- Proprietary investment technology works around the clock. ETF powered by EquBot with IBM Watson and other AI instances
- Continuous processing of global market big data. Millions of news articles, social media, sentiment, market signals, and financials consumed daily

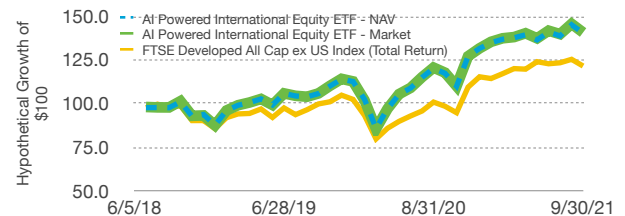
MORE INFORMATION

WEBSITE:	AIIQETF.COM
EMAIL:	INFO@EQUBOT.COM
SALES INQUIRIES:	+1-650-451-5497

FUND INFORMATION

Fund Inception	June 5, 2018
Ticker	AIIQ
CUSIP	26922A461
ISIN	US26922A4610
Stock Exchange	NYSE ARCA
Expense Ratio	0.79%

Performance AIIQ NAV and Price vs. Benchmark



The data illustrates the performance of a hypothetical \$100 investment made in the Fund for the period <6/5/18-9/30/21> and it assumes reinvestment of dividends and capital gains. This chart does not imply future performance. The end point values are: AIIQ NAV \$140.26, AIIQ Price \$140.64, and FTSE Developed ex US Index \$121.48

Quarter Ending 9/30/2021	CUMULATIVE PERFORMANCE (%)						ANNUALIZED PERFORMANCE (%)				
	1 Month	3 Month	6 Month	1 Year	YTD	Since Incep.	1 Year	3 Year	5 Year	10 Year	Since Incep.
NAV	1.27	2.45	1.96	31.82	10.18	44.91	31.82	16.00	N/A	N/A	11.51
MARKET PRICE	1.76	2.45	2.08	31.94	10.33	44.94	31.94	15.99	N/A	N/A	11.52
BENCHMARK*	2.55	0.99	3.81	35.66	11.58	28.71	35.66	12.52	N/A	N/A	7.69

Performance data quoted represents past performance and does not guarantee future results. The investment return and principal value of an investment will fluctuate so that an investor's shares, when redeemed, may be worth more or less than their original cost. Current performance of the Funds may be lower or higher than the performance quoted. All performance is historical and includes reinvestment of

dividends and capital gains. Performance data current to the most recent month end may be obtained by calling 1-650-451-5497. Market returns are based on the midpoint of the bid/ask spread at 4 p. m. ET and do not represent the returns an investor would receive if shares were traded at other times. Performance is annualized for periods greater than 1 year.



AI INVESTMENT ADVANTAGES

1. Compelling AI & Machine Learning (ML) Data

Processing Power: AllQ processes millions of market signals each day to formulate a target portfolio. The EquBot algorithms utilize machine learning on financial big data sets to optimize positioning for higher risk adjusted returns.

2. Proprietary AI Efficiency Metrics:

EquBot applies proprietary investment innovation analytics made possible by combining both traditional and non-traditional profitability and risk measures. EquBot believes these AI efficiency metrics allow us to gain a better understanding of what securities to trade and how to trade them.

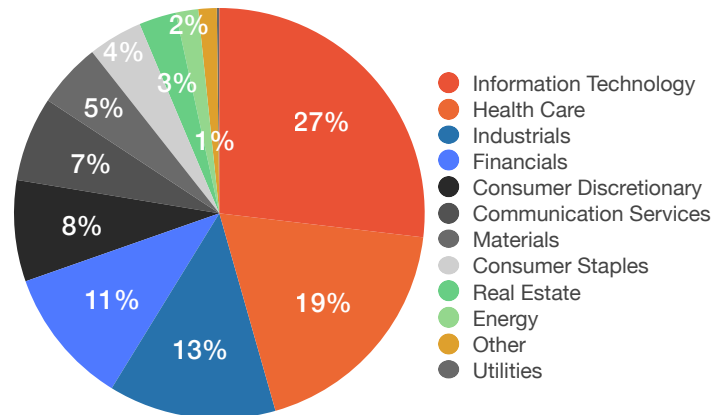
3. Active Management Free of Human Bias:

AllQ Investment decisions are driven by market data analyzed each day. EquBot continually reviews the portfolio management process to implement technological solutions to improve efficiency and eliminate cognitive and emotional bias.

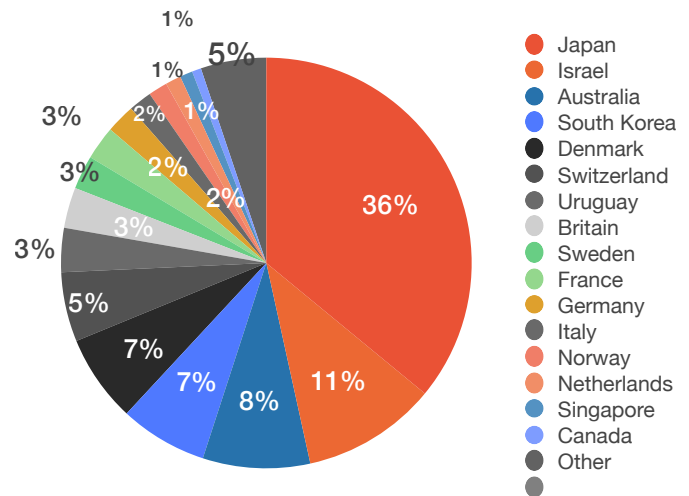
“AI WILL BECOME AN INVESTMENT INDUSTRY NECESSITY AS THE AMOUNT OF MARKET DATA WILL ONLY CONTINUE TO GROW”

- CHIDA KHATUA, EQUBOT CEO

SECTOR EXPOSURES



COUNTRY EXPOSURES



Carefully consider the Fund’s investment objectives, risk factors, charges, and expenses before investing. This and additional information can be found in the Fund’s statutory or summary prospectus , which may be obtained by calling 1-650-451-5497, or by visiting www.AllQetf.com. Read the prospectus carefully before investing.

Investing involves risk, including the possible loss of principal. Shares of any ETF are bought and sold at market price (not NAV), may trade at a discount or premium to NAV and are not individually redeemed from the Fund. Brokerage commissions will reduce returns. Narrowly focused investments typically exhibit higher volatility. The equity securities held in the Fund’s portfolio may experience sudden, unpredictable drops in value or long periods of decline in value. This may occur because of factors that affect securities markets generally or factors affecting specific issuers, industries, or sectors in which the Fund invests such as political, market and economic developments, as well as events that impact specific issuers. The fund is non-diversified, meaning it may focus assets in fewer individual holdings and therefore the fund is more exposed to individual stock volatility than a diversified fund. Investments in foreign securities involve greater volatility and political, economic and currency risks as well as differences in accounting methods.

The Fund issues and redeems shares on a continuous basis, at NAV, only in blocks of 50,000 shares (“Creation Units”), principally in-kind for securities included in the Fund’s portfolio, and only Authorized Participants (typically, broker-dealers) may purchase or redeem Creation Units.

The Fund is actively-managed and may not meet its investment objective based on the success or failure of the EquBot Model to identify investment opportunities. Sector and country allocations are subject to change at any time and are not recommendations to buy or sell any security.

The portfolio managers may actively and frequently trade securities or other instruments in the Fund’s portfolio to carry out its investment strategies. A high portfolio turnover rate increases transaction costs, which may increase the Fund’s expenses. Some of the models used by the Adviser for the Fund are predictive in nature. The use of predictive models has inherent risks. When Models and Data prove to be incorrect or incomplete, any decisions made in reliance thereon expose the Fund to potential risks. For example, by relying on Models and Data, the Adviser may be induced to buy certain investments at prices that are too high, to sell certain other investments at prices that are too low, or to miss favorable opportunities altogether. Similarly, any hedging based on faulty Models and Data may prove to be unsuccessful.

The AI Powered International Equity ETF is distributed by Quasar Distributors, LLC.

* Benchmark Index: FTSE Developed All Cap ex USA Index (USD), FTSE Russell as at 31 December 2019. One cannot invest directly in an index. The FTSE Developed All Cap ex USA Index is a market capitalization-weighted index representing the performance of large-, mid- and small-capitalization stocks in developed markets, excluding the USA.